



STARK COUNTY INFLUENZA SNAPSHOT, WEEK 13

Week ending April 3, 2010. With updates through 04/11/2010.

All data are preliminary and may change as more reports are received.

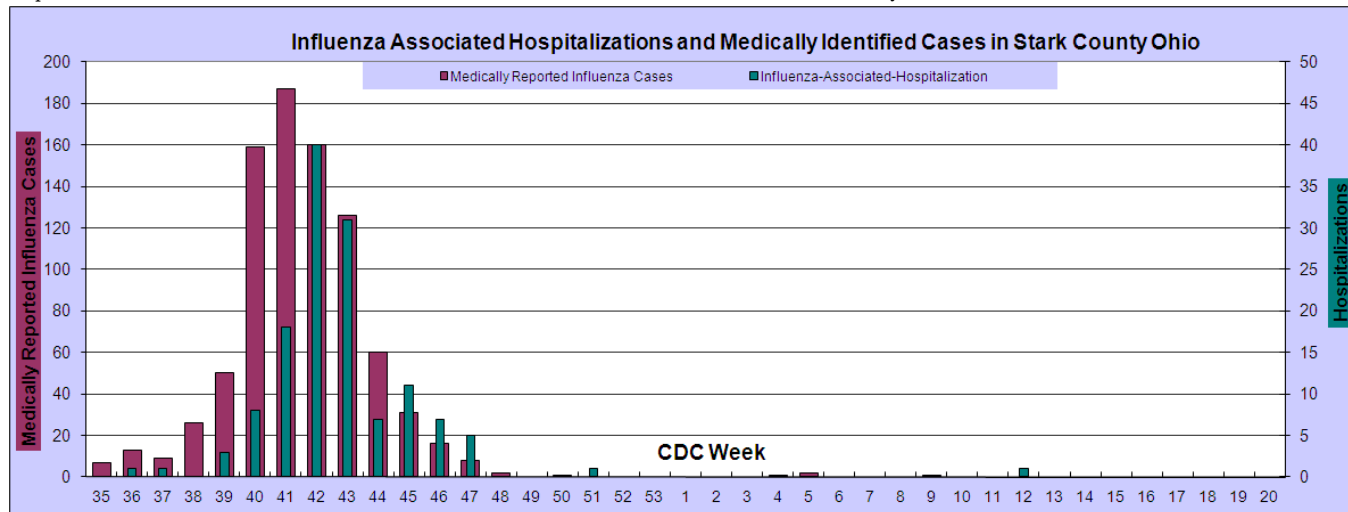
During week 13, (March 28 – April 3, 2010) local indicators of influenza-like-illness (ILI) activity remained steady and at low levels in Stark County, Ohio and the Nation. Unfortunately, pediatric deaths continue to be reported at the national level, with the latest death seen in a Florida resident. This leads to a total of 270 pediatric deaths nationally, this is more than double the 2008/2009 season.

- Reports of Influenza-Like-Illness (ILI), from three Stark County Sentinel Providers, revealed NO patient visits for ILI. The National level of ILI visits **dropped significantly** to 1.1%. The National level is well below the baseline level of 2.3%. (See Graph 2)
- The percentage of visits to emergency departments in Stark County, displaying symptoms consistent with Constitutional and Respiratory (C & R) syndromes, **increased** to 20.95%. This percentage is below expected for this time of year. The number of total patient visits by Stark County residents to emergency departments **decreased slightly** to an average of 494 hospital emergency room visits per day, exceeding the 479 visits expected. (See Graph 3)
- Sales of Cough/Cold (C/C) Products dropped an additional 9% during week 13 when compared with week 12, and is 28% below expected for this time of year. Similarly, sales of Thermometers also **decreased** and remain well below expected. (See Graph 4)
- Student absenteeism is not included in this week's surveillance activities, due to spring break.
- National geographic indicators of influenza activity remain moderate in the Southern United States. Once again, there were no states reporting Widespread geographic activity. The state of Ohio remains at **sporadic** geographic influenza activity. (See National map)
- Reports of Influenza-Associated pediatric deaths continue to be reported to the CDC. The latest report was a child from Florida. This season **270 pediatric deaths** have been reported, this is more than double the 2008/2009 season and more than triple the 2006/2007 season. (See graph 6)
- Nationally, the CDC identified > **97%** of cocirculating strains of influenza (seasonal influenza A (H1), A (H3), and 2009 influenza A (H1N1) and influenza B) as *2009 influenza A (H1N1)*. The remaining cocirculating strains of influenza are influenza B.
- National Pneumonia and Influenza (P & I) Mortality Surveillance **decreased to 7.2%** of all deaths reported through the 122 Cities Mortality Reporting System as due to P & I. This percentage is **below** the epidemic threshold of 7.7% for week 13.
- No influenza-associated hospitalizations or medically reported cases of influenza were reported in Stark County this week. (Graph 1)
- 859 medically reported cases of non hospitalized influenza were reported in Stark County during the current season; along with an additional 134 cases of influenza-associated hospitalization. Thus leading to a total 993 Stark County residents identified as having influenza during the 2009-2010 season. Identification was determined either by confirmation with a rapid influenza test or viral culture.
- Of the 134 influenza-associated hospitalizations reported this season, 45 were confirmed with the *2009 influenza A (H1N1)* strain.
- Demographics for the medically reported cases not hospitalized are: average age for this season is 16.7 years with a range of 4 months to 79 years and a median of 11 years, 64% are 5 to 24 years.
- Hospitalized cases ranged in age from ≤ 1 month to 80 years with a median of 37 years. The most affected age group, based on percentage, is 25-50 years at 35%. Young children, aged 0-4 years have been hospitalized at the highest rate, >7 per 10,000 population.

For questions, or to receive this report weekly by email, send requests to either chenning@cantonhealth.org or schanzk@starkhealth.org.

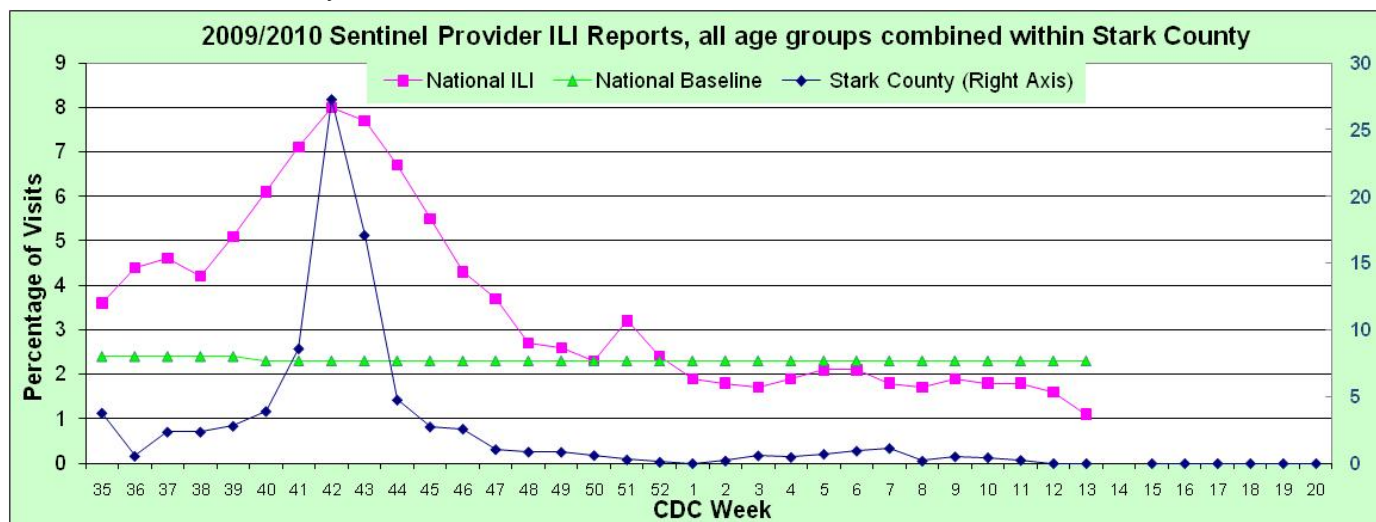
Graph 1: Influenza Cases reported to Local Health Departments

Note: Influenza is only reportable if associated with a hospitalization; therefore, this only represents a small number of actual influenza cases in Stark County.



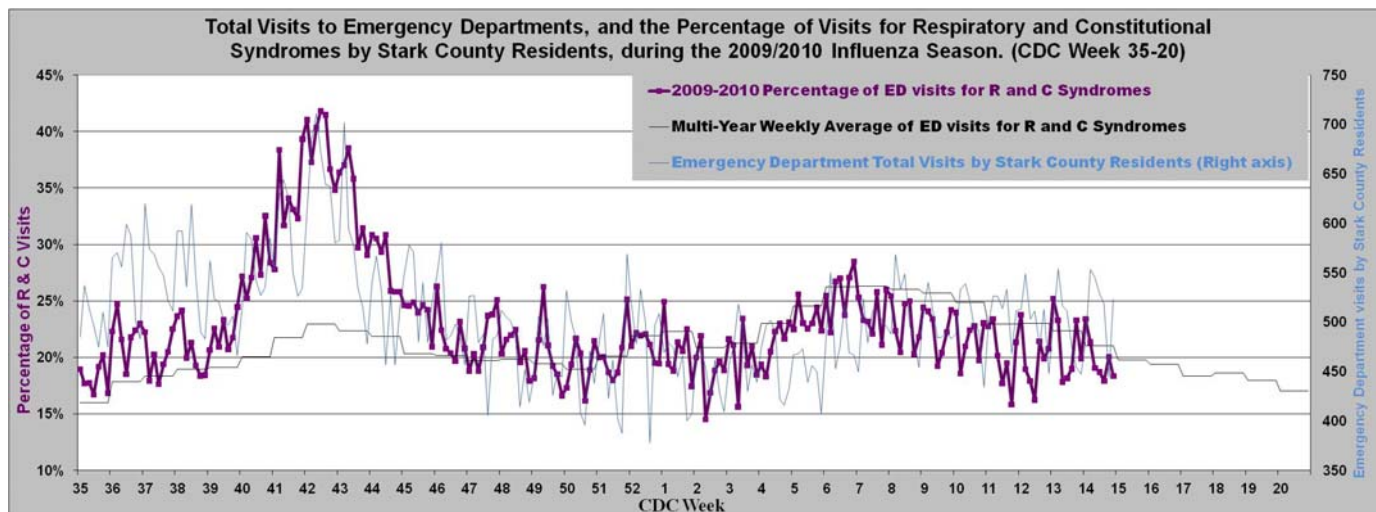
Graph 2: Sentinel Provider Reported Influenza-Like-Illness in Stark County

Sentinel Providers-An influenza sentinel provider conducts surveillance for influenza-like illness (ILI) in collaboration with the state health department and the Centers for Disease Control and Prevention (CDC). Data reported by Stark Counties 4 provider's are combined with other influenza surveillance data to provide a national picture of influenza virus and ILI activity.



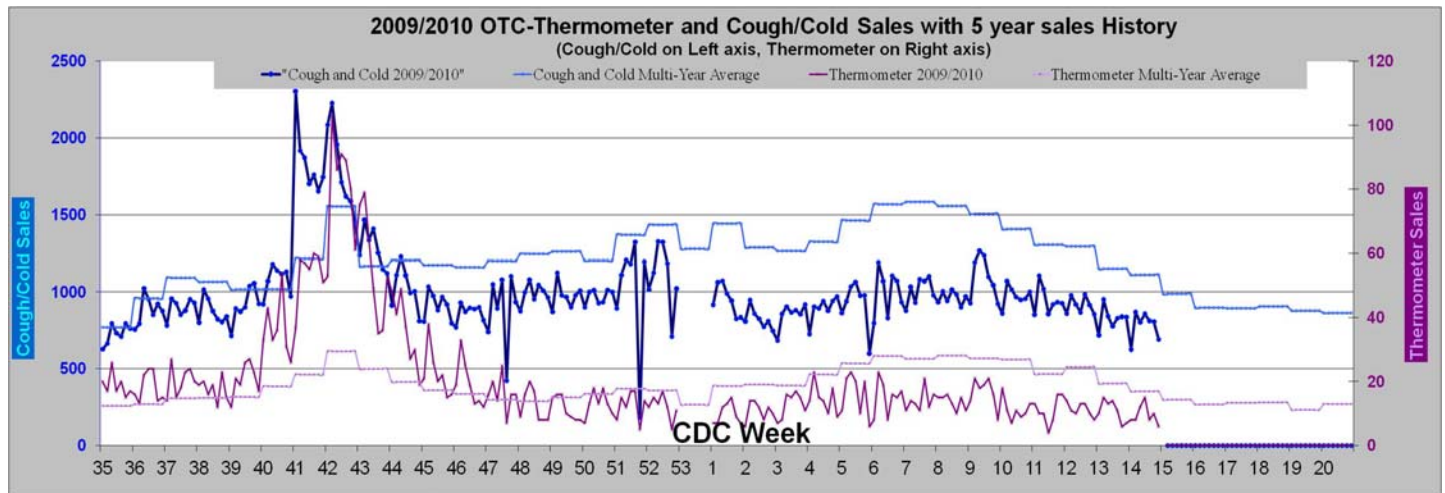
Graph 3: Emergency Department Visits for combined Respiratory and Constitutional Syndromes

(Source Health Monitoring Systems, EpiCenter, hospital patient visit surveillance system)



Graph 4: Over-The-Counter Sales of Cough/Cold Product Sales in Stark County Over-The-Counter Sales of Thermometers in Stark County

Source: RODS Real time Outbreak Disease Surveillance, Retail pharmaceutical sales.



Graph 5: School Absenteeism, 2009-2010, Stark County, Ohio.

(Source: Voluntary reporting by area public and private schools in Stark County Ohio)

No reporting due to spring break activities.

Graph 6: Number of Influenza-Associated Pediatric Deaths by Week of Death. Source:

www.cdc.gov/flu

